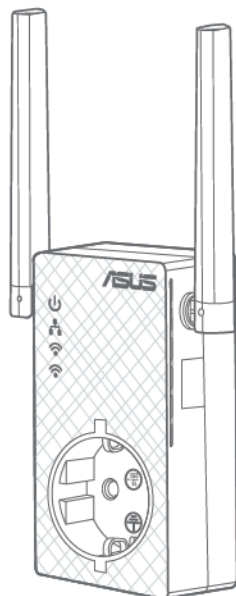


Quick Start Guide

APP SUPPORT

RP-AC53
Dual-Band Wireless Repeater

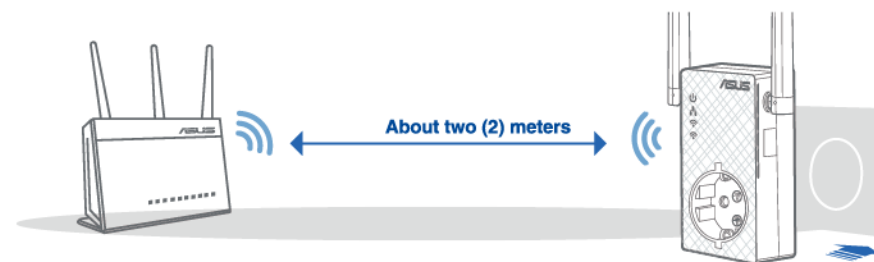


BEFORE SETTING WE SUGGEST...

Setting up your repeater

Place your repeater near your access point (AP)

Near your router/ AP possibility.



Turn on your repeater

Wait until the Wi-Fi LED turns off, indicating that your repeater is ready to connect to your AP.

SET UP WITH APP

APP SUPPORT

01 Downloading the app

02 Using the app



ASUS
Extender



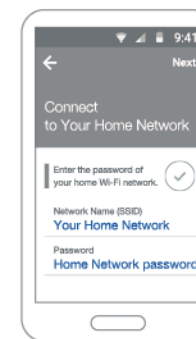
ASUS Extender



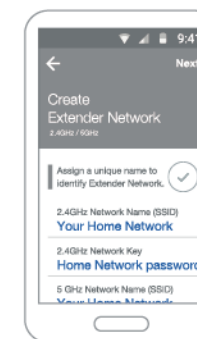
On your mobile device, turn on the Wi-Fi and connect to your repeater's network name/SSID.



Click the arrow at the bottom-right corner to manually set up your repeater.



Enter the network name and password of the AP whose signal you want to extend.



Set up the network name and password for your extended network.

