

Oscillating sprinkler, On/Off

Original instructions: Model 1027028

Fiskars UK Limited,

Wedgwood Drive, Barlaston,
Stoke-on-Trent, Staffordshire, ST12 9ER,
ukconsumercare@fiskars.com

Fiskars Australia Pty Ltd,

100 Holbeche Road,
Arndell Park NSW 2148,
+61 3 8645 2400.

ATTENTION: Please read the manual before using.

WARNING: Always close the water source (water tap) after use of the garden watering products.

- Electric shock hazard - Do not direct the water jet on or near electrical connections, products or outlets.
- Do not direct the water jet towards persons or animals.
- No drinking water.
- For non-commercial use only - commercial use will void guarantee.
- For watering use with outdoor home water faucet only. Not for indoor or appliance use.
- Recommended pressure - 4 bar.
- Do not use with water exceeding 38°C.
- Detach and drain before storing in frost free environment.
- Do not leave product pressurised while unattended.

Disposal

IMPORTANT: Dispose of the product through or via your municipal recycling collection centre.

Warranty terms The manufacturer shall repair or replace, through the dealer, any parts of the product found to be faulty due to manufacturing defects, for a period of 24 months as of the date of purchase. This service is subject to the following provision: the device has been used for its intended purpose as per the recommendations in the user manual. The warranty does not cover defects due to tampering, improper use or wear. The warranty is valid only if the customer returns the product to the dealer complete in all its parts together with the receipt or other document proving the date of purchase. The warranty is fulfilled by supplying a fully functional replacement device or by repairing the faulty device. The manufacturer reserves the right to choose between these options.

EU Declaration of Conformity Fiskars Oy, Finland hereby certifies that when leaving Fiskars factory Fiskars sprinklers are in accordance with harmonized EU guidelines, EU standards of safety and product specific standards. This certificate becomes void if the units are modified without Fiskars approval. CE declaration of conformity in accordance with European Machinery Directive 2006/42/EC annex I and other applicable directives.

Use Adjust the watering distance and the direction with the control knobs.

1. Change watering area width by adjusting width control knobs (A).
2. Change watering area length by adjusting length controls knobs (B). Possible 4 main options: Full (B1), Center (B2), Left (B3) and Right (B4).
3. To close water supply, flip On/Off control knob (D).

Storage

1. Store in a frost-free environment. Product could be stored by using hanging loop (C).
2. Detach, (if it has flow control, turn it to ON position) and drain sprinkler before storing.

Maintenance

To keep your sprinkler performing at its best:

1. Do not rotate the sprinkler's spray tube by hand (F).
2. Clean spray jets by moving thumb over the jets (A).
3. Clean the inlet filter (if applicable) regularly by removing and rinsing it (E).

Troubleshooting

PROBLEM: Sprinkler does not rotate back and forth.

1. **POSSIBLE CAUSE:** Tap is closed. **SOLUTION:** Open the tap.
2. **POSSIBLE CAUSE:** On/Off control knob is in Off position. **SOLUTION:** Turn knob into position On.
3. **POSSIBLE CAUSE:** Insufficient water pressure. **SOLUTION:** Recommended operational pressure is 4.0 bars.
4. **POSSIBLE CAUSE:** Connected hose is twisted/kinked. **SOLUTION:** Check hose.

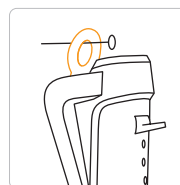
PROBLEM: Sprinkler rotates to one side and stops.

POSSIBLE CAUSE: Insufficient water pressure. **SOLUTION:** Recommended operational pressure is 4.0 bars.

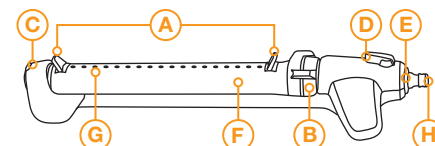
PROBLEM: Not all sprinkler's nozzles perform.

POSSIBLE CAUSE: Nozzles are blocked with debris or lime. **SOLUTION:** Clean spray jets moving thumb over the nozzles.

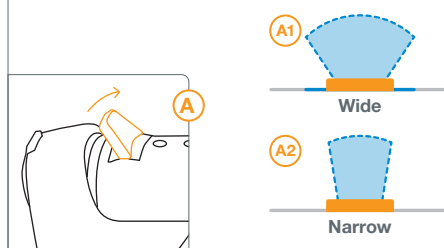
Oscillating sprinkler, On/Off



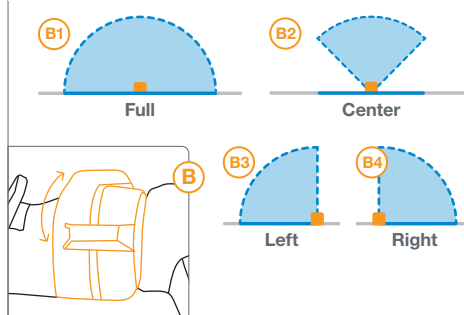
- A. Independent width adjustment knobs.
- B. Length control knobs.
- C. Hanging loop for storage.
- D. On/off control knob.
- E. Removable water filter.
- F. Sprinkler's spray tube.
- G. Silicone nozzles.
- H. Universal fit - fits with all type of quick hose connectors and other brands.



Watering area width



Watering area length



Recommendation for the size of the garden:
For medium and large size (150-500 m²)* gardens.

* According to the Fiskars garden size guide

RECOMMENDED OPERATING PRESSURE	4.0 bar
OPERATING TEMPERATURE	5 – 50 °C
MAX. WATER TEMPERATURE	38 °C
WATERING DISTANCE UP TO**	17x21 m

** Performance is related to operating pressure