

X-E3 Specification

| | | |
|----------------------------|--------------------------------------|---|
| Model name | | FUJIFILM X-E3 |
| Number of effective pixels | | 24.3 million pixels |
| Image sensor | | 23.5mm × 15.6mm (APS-C) X-Trans CMOS III with primary color filter. |
| Sensor cleaning system | | Ultra sonic vibration |
| Storage media | | SD Card (- 2GB) / SDHC Card (- 32GB) / SDXC Card (- 256GB) UHS-1 ¹ |
| File format | Still image | JPEG: Exif Ver 2.3 ² RAW: 14bit RAW (RAF original format) RAW+JPEG |
| | Movie | MOV (MPEG-4 AVC / H.264) Audio: Linear PCM / Stereo sound 48KHz sampling |
| Number of recorded pixels | | L [3:2] 6000 × 4000 [16:9] 6000 × 3376 [1:1] 4000 × 4000 M [3:2] 4240 × 2832 [16:9] 4240 × 2384 [1:1] 2832 × 2832 S [3:2] 3008 × 2000 [16:9] 3008 × 1688 [1:1] 2000 × 2000 Panorama L [Vertical] 2160 × 9600 [Horizontal] 9600 × 1440 Panorama M [Vertical] 2160 × 6400 [Horizontal] 6400 × 1440 |
| Lens mount | | FUJIFILM X mount |
| Sensitivity | Standard output | AUTO1 / AUTO2 / AUTO3 (up to ISO12800) / ISO200 - 12800 (1/3EV step) |
| | Extended output | ISO100 / 125 / 160 / 25600 / 51200 |
| Exposure control | | TTL 256-zone metering, Multi / Spot / Average / Center weighted |
| Exposure mode | | P (Program AE) / A (Aperture priority AE) / S (Shutter speed priority AE) / M (Manual exposure) |
| Exposure compensation | Still image | -5.0EV - +5.0EV 1/3EV step |
| | Movie | -2.0EV - +2.0EV 1/3EV step |
| Image stabilizer | | Supported with OIS type lenses |
| Shutter type | | Focal plane shutter |
| Shutter speed | Mechanical shutter | P mode: 4sec. to 1/4000sec. A mode: 30sec. to 1/4000sec. S/M mode: 15min. to 1/4000sec. Bulb mode: up to 60min. |
| | Electronic shutter ³ | P mode: 4sec. to 1/32000sec. A mode: 30sec. to 1/32000sec. S/M mode: 15min. to 1/32000sec. Bulb mode: 1sec. fixed |
| | Mechanical + Electronic shutter | P mode: 4sec. to 1/32000sec. A mode: 30sec. to 1/32000sec. S/M mode: 15min. to 1/32000sec. Bulb mode: up to 60min. |
| | Synchronized shutter speed for flash | 1/180sec. or slower |
| Continuous shooting | | Approx. 14fps (Only Electronic shutter) JPEG: 35 frames Lossless compression RAW: 22 frames Uncompressed RAW: 21 frames Approx. 11fps (Only Electronic shutter) JPEG: 53 frames Lossless compression RAW: 23 frames Uncompressed RAW: 21 frames Approx. 8.0fps JPEG: 62 frames Lossless compression RAW: 25 frames Uncompressed RAW: 23 frames Approx. 5.0fps JPEG: 68 frames Lossless compression RAW: 28 frames Uncompressed RAW: 25 frames Approx. 4.0fps JPEG: 73 frames Lossless compression RAW: 29 frames Uncompressed RAW: 25 frames Approx. 3.0fps JPEG: 81 frames Lossless compression RAW: 32 frames Uncompressed RAW: 27 frames ¹ Use a card with UHS Speed Class 1. ² Speed of continuous shooting depends on shooting environment and shooting frames. |
| Auto bracketting | | AE bracketting (2 / 3 / 5 / 7 / 9 frames) ±1/3EV- ±3EV, 1/3EV step Film Simulation bracketting (Any 3 types of film simulation selectable) Dynamic Range bracketting (100%, 200%, 400%) ISO Sensitivity bracketting (±1/3EV, ±2/3EV, ±1EV) White Balance bracketting (±1, ±2, ±3) |
| Focus | Mode | Single AF / Continuous AF / MF |
| | Type | Intelligent Hybrid AF (TTL contrast AF / TTL phase detection AF), AF assist illuminator available |
| | AF frame selection | Single point AF: EVF/LCD: 13x7 / 25x13 (Changeable size of AF frame among 6 types) Zone AF: 3x3 / 5x5 / 7x7 from 91 areas on 13x7 grid Wide/Tracking AF: (up to 18 area) *AF-S: Wide *AF-C: Tracking ALL |
| White balance | | Automatic scene recognition / Custom / Color temperature selection (K) / Preset: Daylight, Shade, Fluorescent light (Daylight), Fluorescent light (Warm White), Fluorescent light (Cool White), Incandescent light, Underwater |
| Self-timer | | 10sec. / 2sec. |
| Interval timer shooting | | YES (Setting: Interval, Number of shots, Starting time) |
| Flash *EF-X8 (Included) | | Shoe mount flash EF-X8 (Super Intelligent Flash) Guide number: approx. 11 (ISO200-m) / approx. 8 (ISO100-m) |
| Flash modes | FLASH MODE | TTL (FLASH AUTO / STANDARD / SLOW SYNC.) / MANUAL / COMMANDER / OFF |
| | SYNC. MODE | 1ST CURTAIN / 2ND CURTAIN |
| | Hot shoe | Yes (Dedicated TTL Flash compatible) |
| Viewfinder | | 0.39-in., approx. 2,360K-dot OLED color viewfinder, Coverage of viewing area vs. capturing area: approx. 100% Eye point: approx. 17.5mm (from the rear end of the camera's eyepiece), Diopter adjustment: -4m +2m ⁻¹ (dpt) Magnification: 0.62x with 50mm lens (35mm format equivalent) at infinity and diopter set to -1m ⁻¹ . Diagonal angle of view: approx. 30° (Horizontal angle of view: approx. 25°) Built-in eye sensor |

¹ Please see the FUJIFILM website to check memory card compatibility. ² Exif 2.3 is a digital camera file format that contains a variety of shooting information for optimal printing. ³ The electronic shutter may not be suitable for fast-moving objects. Flash can not be used. ⁴ Digital Split Image is a trademark or a registered trademark of FUJIFILM Corporation. ⁵ Approximate number of frames / period that can be taken with a fully-charged battery based on CIPA standard.

Memory card capacity and image quality / size

| | | | | | |
|-------------|------|--|-------|------|---|
| Still image | 8GB | RAW 300 L (3:2 / FINE) 540 L (3:2 / NORMAL) 800 | Movie | 8GB | 4K (3840 × 2160) 9min. Full HD (1920 × 1080) 26min. HD (1280 × 720) 51min. |
| | 16GB | RAW 630 L (3:2 / FINE) 1110 L (3:2 / NORMAL) 1660 | | 16GB | 4K (3840 × 2160) 20min. Full HD (1920 × 1080) 54min. HD (1280 × 720) 105min. |

| | | |
|--|--|--|
| LCD monitor | | 3.0-inch, aspect ratio 3:2, approx. 1040K-dot touchscreen color LCD monitor (approx. 100% coverage) |
| Movie recording | | 4K (3840 × 2160) 29.97p / 25p / 24p / 23.98p, 100Mbps Continuous recording: up to approx. 10min. Full HD (1920 × 1080) 59.94p / 50p / 29.97p / 25p / 24p / 23.98p, 36Mbps Continuous recording: up to approx. 15min. HD (1280 × 720) 59.94p / 50p / 29.97p / 25p / 24p / 23.98p, 18Mbps Continuous recording: up to approx. 30min. <small>*For 4K movie recording, use a card with UHS Speed Class 3 or higher. *Although movie recording will continue without interruption when the file size reaches 4GB, subsequent footage will be recorded to a separate file which must be viewed separately.</small> |
| Photography functions | | Advanced SR AUTO, Highlight tone, Shadow tone, Color, Sharpness, Noise reduction, Long exposure NR, Lens Modulation Optimizer, Color space, Pixel mapping, Select custom setting, Edit/Save custom setting, Min. shutter speed, AF-C custom settings, Store AF mode by orientation, Pre-AF, Face/Eye detection AF, AF+MF, Focus check, Focus peak highlight, Digital Split Image ⁴ , Interlock spot AE & Focus area, Instant AF setting (AF-S/AF-C), Depth-of-field scale, Release/Focus priority, Touch screen mode, Mount adapter setting, Red eye removal, Movie AF mode, RGB histogram, Highlight alert, Electronic level, Preview depth of field, AE LOCK, AF LOCK, AF-ON, Multiple exposure |
| Touchscreen mode | Shooting mode | Touch shooting, AF, Focus area, OFF Touch function, EVF touch screen area settings (ALL, RIGHT, LEFT, OFF) |
| | Playback mode | Swipe, Zoom, Pinch-in / Pinch-out, Double-tap, Drag |
| Film Simulation mode | | 15 modes (PROVIA / Standard, Velvia / Vivid, ASTIA / Soft, Classic Chrome, PRO Neg.Hi, PRO Neg.Std, Black & White, Black & White+Ye Filter, Black & White+R Filter, Black & White+G Filter, Sepia, ACROS, ACROS+Ye Filter, ACROS+R Filter, ACROS+G Filter) |
| Grain effect | | STRONG, WEAK, OFF |
| Dynamic range setting | | AUTO, 100%, 200%, 400% |
| Advanced filter | | Toy camera / Miniature / Pop color / High-key / Low-key / Dynamic tone / Soft focus / Partial color (Red / Orange / Yellow / Green / Blue / Purple) |
| Playback functions | | RAW conversion, Image rotate, Auto image rotate, Face Detection, Red-eye removal, Photobook assist, Erase selected frames, Multi-frame playback (with micro thumbnail), Slide show, Protect, Crop, Resize, Panorama, Favorites, Image transfer order |
| Wireless transmitter | Standards | IEEE 802.11b/g/n (standard wireless protocol) |
| | Access mode | Infrastructure |
| | Encryption | WEP / WPA / WPA2 mixed mode |
| Bluetooth® | Standards | Bluetooth Ver 4.0 (Bluetooth low energy) |
| | Operating frequency (Center frequency) | 2402 - 2480MHz |
| Wireless function | | Geotagging, Wireless communication (image transfer), View & Obtain images, Remote camera shooting, PC autosave, instax printer print, Pairing registration, Delete pairing registration, Bluetooth ON/OFF setting, Auto image transfer |
| Other functions | | Exif Print, Date/Time, Time difference, 35 Languages, My menu setting, Sensor cleaning, Sound set-up, EVF brightness, EVF color, LCD brightness, LCD color, Image disp., Auto rotate displays, Preview exp./WB in manual mode, Preview pic. effect, Framing guideline, Autorotate PB, Focus scale units, Disp. custom setting, Selector button setting, Edit/Save Quick menu, Function (Fn) setting, Command dial setting, Shutter AF, Shutter AE, Shoot without lens, Focus ring, AE/AAF-Lock mode, Expo. Comp. button setting, Touch screen setting, Auto power off, Performance setting, Frame No., Save org image, Edit file name, Copyright info. |
| Terminal | Digital interface | USB2.0 (High-Speed) / micro USB terminal *connectable with Remote release RR-90 (sold separately) |
| | HDMI output | HDMI Micro connector (Type D) |
| | Other | ø2.5mm, stereo mini connector (Microphone) |
| Power supply | | NP-W126S Li-ion battery (included) |
| Battery life for still images ⁵ | Battery life for still images ⁵ | Approx. 350 frames (When XF35mmF1.4 R is set, LCD monitor ON, Standard mode) |
| | Actual battery life of movie capture ⁵ | 4K: approx. 50min. FULL HD: approx. 60min. |
| | Continuance battery life of movie capture ⁵ | 4K: approx. 70min. FULL HD: approx. 95min. |
| Dimensions | | 121.3mm [W] × 73.9mm [H] × 42.7mm [D] / 4.76in. [W] × 2.91in. [H] × 1.68in. [D] (Minimum depth: 32.4mm / 1.28 in.) |
| Weight | | Approx. 337g / 11.9 oz. (including battery and memory card) Approx. 287g / 10.1 oz. (excluding accessories, battery and memory card) |
| Operating temperature | | 0°C - 40°C (+32°F - +104°F) |
| Operating humidity | | 10% - 80% (no condensation) |
| Starting up period | | Approx. 0.4sec. |
| Accessories included | | Li-ion battery NP-W126S, Battery charger BC-W126, Body cap, Shoe-mount flash unit EF-X8, Shoulder strap, Metal strap clip, Protective cover, Clip attaching tool, Owner's manual |

FUJIFILM
Value from Innovation

X-E3

MINIMALISM



<http://fujifilm-x.com/x-e3/>

To ensure correct usage, read owner's manual carefully before using your equipment. All photos, illustrations, drawings and other images in this brochure are intended for illustrative purposes only.

•Windows is either a registered trademark or trademark of Microsoft Corporation in the United States and/or other countries. •Macintosh, Mac OS and macOS are trademarks of Apple Inc., registered in the U.S. and other countries. •HDMI, ~~Home~~ and High-Definition Multimedia interface are either trademarks or registered trademarks of HDMI Licensing. •The Bluetooth® word mark and logos are registered trademarks owned by the Bluetooth SIG, Inc. and any use of such marks by FUJIFILM Corporation is under license. •SDXC logo is a trademark. •All other trademarks are the property of their respective holders.

For more information, please visit our website http://www.fujifilm.com/products/digital_cameras/index.html

FUJIFILM
FUJIFILM Corporation

•Specifications are subject to change without notice ©2017 FUJIFILM Corporation

The value of a tool: determined by the necessary elements required by the person using it.
The value of a real product: determined by the necessary elements being refined to the utmost level.
Limited to only the elements that are truly necessary,
Real products are complete without superfluous decorations.

—Minimalism

The X-E3, built from the essence of minimalism, has been refined
to maximize functional performance to its utmost limit.

This camera was created in the pursuit of minimalism, striving to stimulate the senses
of the person wielding it, aiming to draw out the true intent of the photographer.


The simple and beautiful appearance pursued by the X-E Series has been fused together with
innovative functions and an incredibly compact and lightweight design.

The X-E3 allows users to enjoy the ultimate level of photographic image quality
that the X Series is known for while enjoying the way a camera is supposed to be.


X-E3

MINIMALISM





FUJIFILM X-E3 XF35mmF2 R WR
1/1600sec. F9 ISO800



FUJIFILM X-E3 XF50mmF2 R WR
1/180sec. F8 ISO200



DESIGNED WITH IMAGINATION

The essence of the camera is embedded in simplified operability. Not only the design, but also the user experience. Created in the pursuit of minimalism, the X-E3 will go on to create new expressions.



COME ACROSS

FUJIFILM X-E3 XF55-200mmF3.5-4.8 R LM OIS
1/320sec. F5.6 ISO800



STORY

- 01 **OPERATION**
From snapshots to artistic photos
Shooting modes can be selected in an instant according to the scene
- 02 **CONTROL LAYOUT**
Superb operability and ergonomic grip performance
- 03 **REAL TIME VIEWFINDER**
High performance electronic viewfinder
- 04 **TOUCHSCREEN LCD**
Intuitive touchscreen operation
- 05 **CONNECTIVITY**
Wireless communication with Bluetooth®
- 06 **IMAGING**
High performance sensor and processor
- 07 **FOCUSING**
Evolved auto focus
- 08 **FILM SIMULATION**
FUJIFILM's legendary color reproduction
- 09 **FUNCTIONS**
Various functions
- 10 **SYSTEM**
Lenses / Accessories

BODY: **FUJIFILM X-E3**

LENS (on Body): **XF23mmF2 R WR**

LENS (Right): **XF18-55mmF2.8-4 R LM OIS**

01

OPERATION

From snapshots to artistic photos
Shooting modes can be selected
in an instant according to the scene



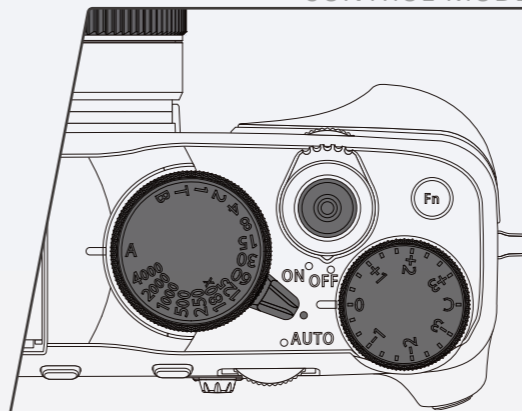
APERTURE RING

SHUTTER BUTTON

SHUTTER SPEED DIAL

EXPOSURE COMPENSATION DIAL

CONTROL MODE



Manual controls


Combinations of settings on the shutter speed dial and the lens's aperture ring allow you to set exposure modes including Program, Shutter Priority, Aperture Priority and Manual even when the camera is turned off.



Exposure compensation


Supporting exposure compensation for ± 3 stops in 1/3 steps. Supports up to ± 5 stops when in the "C" position.

AUTO MODE



Advanced SR AUTO mode

Switch the top plate to "AUTO" to select the Advanced SR AUTO mode. The camera will then automatically select the optimum auto focus and exposure settings from 58 presets.



SHUTTER BUTTON

EXPOSURE COMPENSATION DIAL

02

CONTROL LAYOUT

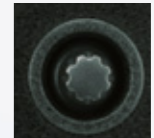
Superb operability and ergonomic grip performance



FOCUS LEVER

Focus lever

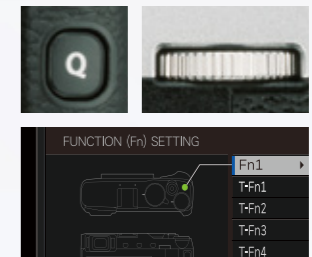
With direct operation performed using a stick, it is possible to instantaneously move the focus area in eight directions, including vertical, horizontal, and diagonal. Focusing can be performed accurately with composition already decided.



CUSTOMIZABLE MENU

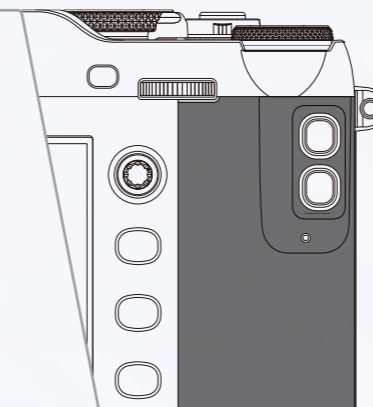
Customize

It is possible to assign frequently used menu functions to the "Quick Menu" and "My Menu." Assigned functions can also be called up directly by setting them to the "Function Button". Abundant shortcut possibilities are incredibly convenient, allowing for easy transitions according to the application and scene.



Rear layout allows users to keep a firm grip

With each button able to call up functions with ease, the rear layout features a simple but beautiful design. By keeping the number of buttons to the absolute minimum, no elements interfere with the fingers of the photographer, allowing for a firm grip on the camera.



SIMPLE LAYOUT

03 REAL TIME VIEWFINDER


Clear, high-performance viewfinder

04 TOUCHSCREEN LCD

Intuitive touchscreen operation

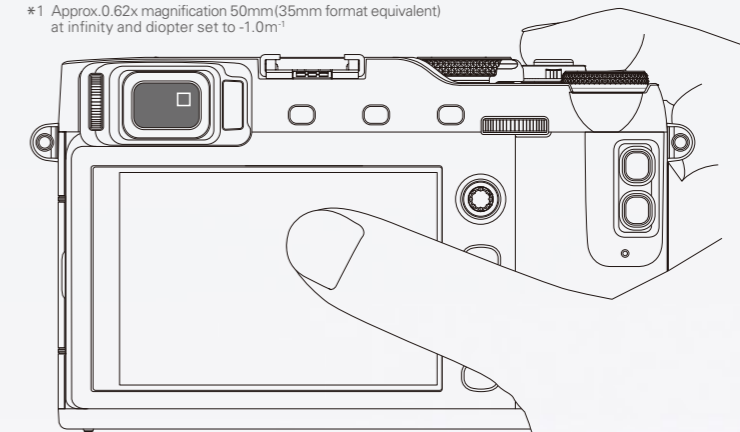
Electronic viewfinder

Equipped with a 0.62x*1 / 100% field of view and 2.36M-dot organic EL electronic viewfinder, projecting subjects clearly even in bright outdoors scenes. Boasting a display time lag of just 0.005 seconds, in addition to continuing to capture the subject in real time, the viewfinder also reflects shooting effects such as exposure settings and Film Simulation.



Finder size comparison

*1 Approx. 0.62x magnification 50mm (35mm format equivalent) at infinity and diopter set to -1.0m⁻¹



Touch panel operation possible while looking into the viewfinder

Touchscreen LCD monitor

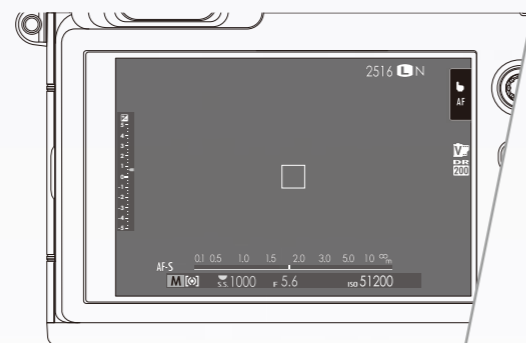
The rear LCD monitor adopts an electrostatic touch panel display, supporting intuitive operation with your fingertips such as flick, double tap, tap, drag, and pinching in and out.

Shooting mode / Playback mode

- [Flick (Up and Down, Left and Right)]
- Touch Fn.
- [Double tap]
- Enlarged live view / Playback zoom
- [Tap, Drag]
- AF area selection, Touch AF, Touch shot / View other area during playback zoom
- [Pinch-In, Pinch-Out]
- Playback zoom in and out (Playback mode only)
- [Swipe]
- View next picture (Playback mode only)


Other functions

- Q menu selection, Input character




Touch panel operation when using the EVF

It's also possible to use the touch panel while looking into the viewfinder. According to the operation method, it's possible to set the effective range of the touch panel to the full screen, right half, left half, or OFF.



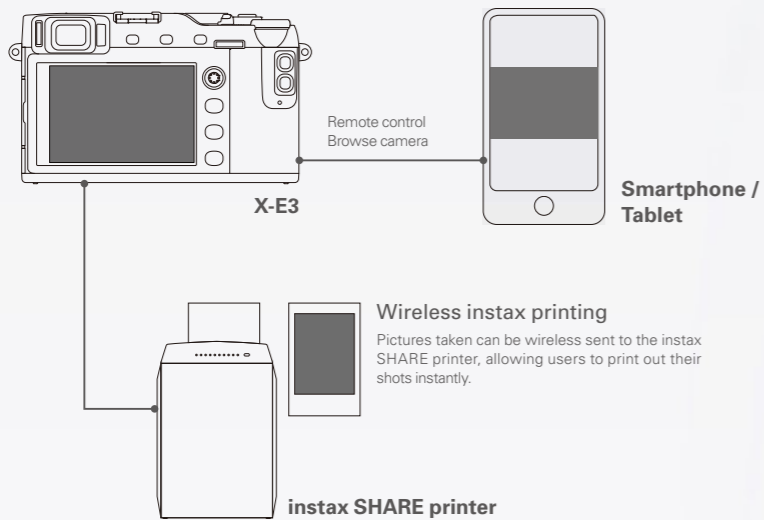
05 CONNECTIVITY

Wireless communication with Bluetooth®

Bluetooth functionality makes it easy to enjoy your images on various devices  Bluetooth®

The first camera in the X Series to be equipped with Bluetooth functionality, the camera can pair with your smartphone and always stay connected. With images automatically transferred, the connection between the camera and your smartphone or tablet is even smoother. Remote shooting and viewing of images stored within the camera*1 is also possible.

*1 Requires installation of the FUJIFILM Camera Remote app on your smartphone or tablet.



WIRELESS COMMUNICATION



06

IMAGING

High performance sensor and processor

IMAGE QUALITY / PERFORMANCE

X-TRANS CMOS III

The X-E3 features FUJIFILM's X-Trans CMOS III, a 24.3-megapixel APS-C sized sensor renowned for outstanding image quality when combined with high performance XF lenses. Thanks to its random pixel array, the sensor cuts out moiré and false colors without needing an optical low-pass filter.

X-Processor Pro

This high performance image processing engine boasts approximately 4x the processing speed of the previous model. While drawing out the capabilities of the X-Trans CMOS III to the highest level, this processor facilitates highly accurate and quick responses in all areas, such as shooting interval, shutter time lag, and AF accuracy.

Sensitivity

In addition to ordinary ISO levels, the camera is capable of using extended ISO levels, including ISO100 / 125 / 160 / 25600 / 51200. It is also capable of recording in RAW. The AUTO function allows you to set the standard ISO, low shutter speed limit and upper ISO limit, and configure AUTO 1 - 3 settings according to shooting conditions.

| | |
|----------------------|-------------------------------|
| Sensitivity | ISO100-51200 |
| Extended Sensitivity | ISO100/125/160 25600/51200 |

High performance

The CPU for high-speed processing. The Buffer memory has also been increased for an even faster response.

| | | | | | |
|-----------------------------------|------------|----------------|-----------------|----------------------------|------------|
| Fastest AF speed | 0.06sec.*1 | Startup time | Approx. 0.4sec. | Shortest shooting interval | 0.25sec.*2 |
| Shortest shutter release time lag | 0.050sec. | EVF frame rate | 54.54fps | | |

*1 FUJIFILM research based on CIPA guidelines using X-E3 with XF16-55mmF2.8R LM WR lens. *2 MF mode.

Continuous shooting

Continuous shooting performance up to 8.0fps, allowing for continuous capture of fast-moving subjects.

| | | | |
|--|--------|---------------------|------------------|
| Fastest continuous shooting (mechanical shutter) | 8.0fps | Continuous shooting | 62 frames (JPEG) |
|--|--------|---------------------|------------------|



07

FOCUSING

Evolved auto focus

AUTO FOCUS

New AF algorithm for smooth continuous shooting

Choose between 91 or 325 focus points. The fast and accurate phase detection pixels cover 50% (side-to-side) and 75% (top-to-bottom) of the frame.



AF modes

The camera offers Single Point AF for accurate focus on a single focus point, Zone AF for a moving subject and Wide/Tracking AF. If "ALL" is selected, it is possible to seamlessly switch the AF mode using the rear command dial.

| | | |
|--|---|--|
| | AF-S + Single point For capturing subjects using a specific AF point | AF-C + Single point For continuous spot-focusing |
| | AF-S + Zone For capturing subjects across a large AF area (3x3, 5x5, 7x7) | AF-C + Zone For tracking a subject within a selected area |
| | AF-S + Wide For automatically capturing a subject across the frame | AF-C + Tracking For continuously tracking a subject across the frame |

AF-C custom settings

The camera offers five AF-C presets for a variety of different subjects.

| | | | | |
|----------------------------------|------------------------------------|--|--|---|
| SET 1 Standard setting | SET 2 Ignoring obstacles | SET 3 Accelerating / decelerating subjects | SET 4 For subjects that suddenly come into the frame | SET 5 Erratically moving subjects |
|----------------------------------|------------------------------------|--|--|---|

08

FILM SIMULATION

FUJIFILM's legendary color reproduction

Film Simulation focus on the philosophy of color-creation

Incorporating knowledge accumulated during over 80 years of film production, Film Simulation allow users to enjoy a rich variety of color and gradation reproductions according to their subject, shooting scene, and expression intent. Users can choose from a total of 15 different types, just as if they were changing films.



Film Simulation: **ACROS**

| | | |
|---|--|--|
| PROVIA / Standard Standard mode that accommodates a diverse range of scenes | Velvia / Vivid Reproduction of vivid primary colors, ideal for landscape and nature photography | ASTIA / Soft Soft tones combined with a saturated pop of colors |
| CLASSIC CHROME Added tonal depth for a documentary photography look | PRO Neg. Hi Natural skintone reproduction | PRO Neg. Std Soft tones with low saturation for unique snapshots |
| ACROS (+Ye/R/G FILTER) New monochrome mode with perfectly rich gradation | MONOCHROME (+Ye/R/G FILTER) Standard monochrome mode that accommodates a diverse range of scenes | SEPIA Warm sepia tone for a retro effect |

Grain effect

By adding grain to selected photos, it is possible to give photos a texture with a film-like tone. The user can select from OFF, weak, and strong.



Grain effect **OFF**



Grain effect **ON (Strong)**



09

FUNCTIONS

Various functions

Advanced filters

Function allowing the user to easily enjoy advanced art expressions. Choose an expression from 8 different filter effects.

| | | | |
|---|---|---|---|
| TOY CAMERA Create shaded borders as taken by toy cameras, creating a nostalgic effect | MINIATURE Create top and bottom blur for diorama effect | POP COLOR Emphasize contrast and color saturation | HIGH-KEY Enhance brightness and reduce contrast to lighten tone reproduction |
| LOW-KEY Create uniformly dark tones with few areas of emphasized highlights | DYNAMIC TONE Create fantasy effect by dynamically-modulated tone reproduction | SOFT FOCUS Create a look that is evenly soft throughout the whole image | PARTIAL COLOR (Red / Orange / Yellow / Green / Blue / Purple) Retain selected original color and other areas change to monochrome |

Included flash

A stylish guide number 8 clip-on flash adds to the great design of the camera.



Clip-on flash
EF-X8 (included)

Auto bracketing

Capable of taking multiple patterns of photos with a single release, the auto bracketing supports 5 different varieties of bracketing, including the standard AE bracketing.

| | |
|----------------------------|----------------------------|
| AE BRACKETING | WHITE BALANCE BRACKETING |
| DYNAMIC RANGE BRACKETING | ISO SENSITIVITY BRACKETING |
| FILM SIMULATION BRACKETING | |

Multiple exposures

The X-E3 allows you to combine two frames for an artistic effect. The first shot is displayed on the LCD monitor so it can be seamlessly blended with the second frame.

Panorama

Pan the camera using the on-screen guide to shoot several frames and the X-E3 will merge them into an amazing panoramic image. You can choose between "L" for a 180-degree shot and "M" for a 120-degree shot.

Movie shooting 4K

Support for shooting high quality 4K movies at 29.97fps with a quality of 100Mbps. Also supports authentic movie shooting, allowing for the external microphone inputs and HDMI monitor output. Film Simulation can also be selected even during 4K movie shooting, allowing users to enjoy a variety of video expressions.



Stereo microphone
MIC-ST1

10

SYSTEM

Lenses / Accessories

Lenses

| | | | |
|---|--|--|--|
| <p>XF14mmF2.8 R Ultra wide-angle lens delivering sharp, distortion-free images</p> | <p>XF18mmF2 R Compact wide-angle lens, perfect for snapshots</p> | <p>XF23mmF2 R WR All new 23mm lens with high-speed AF and weather / dust resistance</p> | <p>XF18-55mmF2.8-4 R LM OIS Standard zoom lens renowned for its premium image quality</p> |
| <p>XF27mmF2.8 Light pancake lens that combines compact dimensions with excellent image quality</p> | <p>XF35mmF2 R WR Standard lens characterized by beautiful bokeh and outstanding sharpness</p> | <p>XF50mmF2 R WR Latest mid-telephoto lens, designed for portability</p> | <p>XF55-200mmF3.5-4.8 R LM OIS Telephoto zoom that produces sharp, crisp images across its zoom range</p> |

Prime lenses

- XF14mmF2.8 R
- XF16mmF1.4 R WR
- XF18mmF2 R
- XF23mmF1.4 R
- XF23mmF2 R WR
- XF27mmF2.8
- XF35mmF1.4 R
- XF35mmF2 R WR
- XF50mmF2 R WR
- XF56mmF1.2 R
- XF56mmF1.2 R APD
- XF60mmF2.4 R Macro
- XF80mmF2.8 R LM OIS WR Macro
- XF90mmF2 R LM WR

Zoom lenses

- XF10-24mmF4 R OIS
 - XF16-55mmF2.8 R LM WR
 - XF18-55mmF2.8-4 R LM OIS
 - XF18-135mmF3.5-5.6 R LM OIS WR
 - XF50-140mmF2.8 R LM OIS WR
 - XF55-200mmF3.5-4.8 R LM OIS
 - XF100-400mmF4.5-5.6 R LM OIS WR
 - XC16-50mmF3.5-5.6 OIS II
 - XC50-230mmF4.5-6.7 OIS II
- Teleconverter
- XF2X TC WR / XF1.4X TC WR
- Macro extension tube
- MCEX-16 / MCEX-11

Accessories

- | | | |
|-----------------------------------|--------------------------------|-----------------------------------|
| Shoe-mount flash EF-X20 | Remote release RR-90 | Battery charger BC-W126 |
| Metal hand grip MHG-XE3 | Leather case BLC-XE3 | Battery NP-W126S |



Mount adapter
M MOUNT ADAPTER
Converts M Mount lenses for use on X Mount cameras

