




# User Guide

USB to Ethernet Network Adapter

## ATTENTION

- ◆ When product has power button, the power button is one of the way to shut off the product; when there is no power button, the only way to completely shut off power is to disconnect the product or the power adapter from the power source.
- ◆ Do not attempt to disassemble, repair, or modify the device. If you need service, please contact us.
- ◆ Keep the device away from water, fire, humidity or hot environments.

## Recycling


 This product bears the selective sorting symbol for Waste electrical and electronic equipment (WEEE). This means that this product must be handled pursuant to European directive 2012/19/EU in order to be recycled or dismantled to minimize its impact on the environment. User has the choice to give his product to a competent recycling organization or to the retailer when he buys a new electrical or electronic equipment.

TP-Link hereby declares that the device is in compliance with the essential requirements and other relevant provisions of directives 2014/30/EU, 2014/35/EU, 2009/125/EC, 2011/65/EU and (EU)2015/863.

The original EU declaration of conformity may be found at <https://www.tp-link.com/en/support/ce/>

TP-Link hereby declares that the device is in compliance with the essential requirements and other relevant provisions of the Electromagnetic Compatibility Regulations 2016 and Electrical Equipment (Safety) Regulations 2016.

The original UK declaration of conformity may be found at <https://www.tp-link.com/support/ukca/>

 For technical support, replacement services, the user guide and more information, please visit <https://www.tp-link.com/support>, or simply scan the QR code.



## FCC compliance information statement



Product Name: USB to RJ45 Gigabit Ethernet Network Adapter

Model Number: UE200/UE300/UE300C/UE330/UE306

Responsible party:

TP-Link USA Corporation

Address: 10 Mauchly, Irvine, CA 92618

Website: <https://www.tp-link.com/us/>

Tel: +1 626 333 0234

Fax: +1 909 527 6804

E-mail: [sales.usa@tp-link.com](mailto:sales.usa@tp-link.com)

This equipment has been tested and found to comply with the limits for a Class B digital device, pursuant to part 15 of the FCC Rules. These limits are designed to provide reasonable protection against harmful interference in a residential installation. This equipment generates, uses and can radiate radio frequency energy and, if not installed and used in accordance with the instructions, may cause harmful interference to radio communications. However, there is no guarantee that interference will not occur in a particular installation. If this equipment does cause harmful interference to radio or television reception, which can be determined by turning the equipment off and on, the user is encouraged to try to correct the interference by one or more of the following measures:

- Reorient or relocate the receiving antenna.
- Increase the separation between the equipment and receiver.
- Connect the equipment into an outlet on a circuit different from that to which the receiver is connected.
- Consult the dealer or an experienced radio/ TV technician for help.

This device complies with part 15 of the FCC Rules. Operation is subject to the following two conditions:

- 1) This device may not cause harmful interference.
- 2) This device must accept any interference received, including interference that may cause undesired operation.

Any changes or modifications not expressly approved by the party responsible for compliance could void the user's authority to operate the equipment.

We, **TP-Link USA Corporation**, has determined that the equipment shown as above has been shown to comply with the applicable technical standards, FCC part 15. There is no unauthorized change is made in the equipment and the equipment is properly maintained and operated.

Issue Date: 2023-2-17

Industry Canada Statement

CAN ICES-3 (B)/NMB-3(B)



Продукт сертифіковано згідно з правилами системи УкрСЕПРО на відповідність вимогам нормативних документів та вимогам, що передбачені чинними законодавчими актами України.

## Using the Adapter

This adapter supports Plug and Play feature. Plug in and wait for seconds. Then this adapter is ready to use.

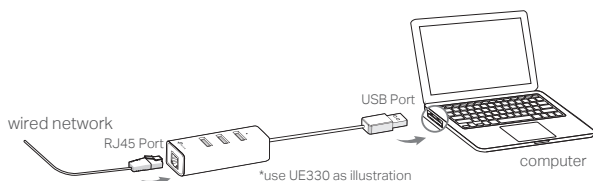
### \* UE330, UE300 and UE200:

For Windows 7/8/8.1, please click to install a driver if prompted to do so. For Windows 7, please click CANCEL if prompted "The program might not have installed correctly" after installation.

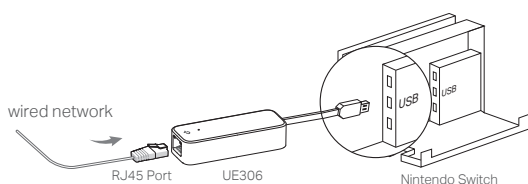
For Mac OS X 10.8 and older version, please download and install a driver from our official website [www.tp-link.com](http://www.tp-link.com), and search the model number.

### \* UE300C and UE306:

For Windows 7 and Mac OS X 10.9 to 10.15, please download and install a driver from our official website [www.tp-link.com](http://www.tp-link.com), and search the model number.

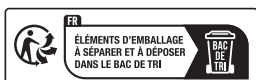


### \* Works with Nintendo Switch (Supported by UE306 ONLY)



## LED Explanation

LED (for UE330)	Status	Indication
White	On	The adapter is properly connected and hub is ready to use
Yellow	On	The Ethernet cable is properly connected
Green	Flashing	Network data is being transferred
LED (for UE300C, UE300, UE200, UE306)		
White	On	Both the adapter and Ethernet cable are properly connected
White	Flashing	Network data is being transferred



## BSMI Notice

### 安全諮詢及注意事項

- ◆ 請使用原裝電源供應器或只能按照本產品注明的電源類型使用本產品。
- ◆ 清潔本產品之前請先拔掉電源線。請勿使用液體、噴霧清潔劑或濕布進行清潔。
- ◆ 注意防潮，請勿將水或其他液體潑灑到本產品上。
- ◆ 插槽與開口供通風使用，以確保本產品的操作可靠並防止過熱，請勿堵塞或覆蓋開口。
- ◆ 請勿將本產品置放於靠近熱源的地方。除非有正常的通風，否則不可放在密閉位置上。
- ◆ 不要私自打開機殼，如產品有故障，請與原廠或代理商聯繫。

### 限用物質含有情況標示聲明書

單元 Unit	限用物質及其化學符號					
	鉛 Lead (Pb)	汞 Mercury (Hg)	鎘 Cadmium (Cd)	六價鉻 Hexavalent chromium (Cr <sup>6+</sup> )	多溴聯苯 Polybrominated biphenyls (PBB)	多溴二苯醚 Polybrominated diphenyl ethers (PBDE)
PCB	○	○	○	○	○	○
外殼	○	○	○	○	○	○
其他及其配件	-	○	○	○	○	○

備考1. <sup>1</sup>“超出0.1 wt %”及<sup>2</sup>“超出0.01 wt %”係指限用物質之百分比含量超出百分比含量基準值  
 Note 1: “Exceeding 0.1 wt %” and “exceeding 0.01 wt %” indicate that the percentage content of the restricted substance exceeds the reference percentage value of presence condition.

備考2. <sup>3</sup>“○”係指該項限用物質之百分比含量未超出百分比含量基準值。  
 Note 2: “○” indicates that the percentage content of the restricted substance does not exceed the percentage of reference value of presence.

備考3. <sup>4</sup>“-”係指該項限用物質為排除項目。  
 Note 3: The “-” indicates that the restricted substance corresponds to the exemption.

### Explanation of the symbols on the product label

Note: The product label can be found at the bottom of the product (and its .I.T.E power supply).

	Caution
	Operator's manual
	<p>RECYCLING</p> <p>This product bears the selective sorting symbol for Waste electrical and electronic equipment (WEEE). This means that this product must be handled pursuant to European directive 2012/19/EU in order to be recycled or dismantled to minimize its impact on the environment.</p> <p>User has the choice to give his product to a competent recycling organization or to the retailer when he buys a new electrical or electronic equipment.</p>