

EN Nuvita 1150 – Electric Dental Kit

Brushing Instructions:

- Wet the bristles and apply appropriate amount of toothpaste
- Divide oral area into up, down, right and left sections
Place the toothbrush bristles against the teeth at a slight angle towards the gum line.
- Press the power button to turn on the toothbrush, gently move the brush
- Press the power button again to turn it off after finish brushing all 4 sections.
To avoid splashing, turn your toothbrush off before removing from the mouth by pressing the on / off button
- Brush each section for 30 seconds, with 10 seconds on front, back and chewing surfaces.

Warnings:

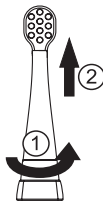
- A parent or an adult should supervise children under the age of 8.
- Never leave the child alone with any of these accessories in his/her mouth or hand. This product is not a toy.
- This product is designed for household use to clean teeth, gums and tongue only, do not use it for any other purposes.
- Do not open, repair or alter the product without authorization
- Do not soak the product in water for long period of time
- Do not place in high temperature condition or directly under the sunlight
- Take out battery if no intention to use the product for an extended period of time
- Consult your dental professional before you use this product if you have had oral or gum surgery in the previous 2 months
- Contact your dental professional if excessive bleeding occurs after using this product or bleeding continues to occur after 1 week of use
- Don't strike or knock the product with too much strength.
- Use this product as described in the manual.
- Do not use any other heads other than that recommended by the manufacturer.

Specifications:

- Material: DuPont Nylon/ABS/TPE
- Power Supply: 1 X AAA battery
- Frequency: 16,000 strokes per minute
- Battery Life: up to 150 days
- Product Size: 28 X 25 X 135 mm

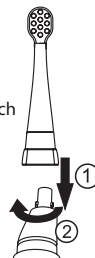
In this Electric Dental Kit, you can use three possible heads which are toothbrush, tongue cleaner and gum massager. For instructions to change the specific heads according to use, please see below.

To change the heads:



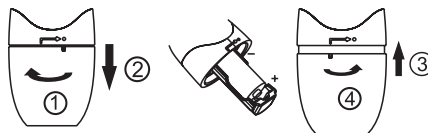
Loosen and remove the installed adaptable head (Toothbrush, Tongue Cleaner or Gum Cleaner) by twisting it counterclockwise (1) then pulling it up (2).

Plug alternate head into the notch (1) and twist clockwise (2) until notch on neck aligns with inner notches of the toothbrush/gum cleaner/tongue cleaner head to lock in place.



Replacing the battery

- Turn battery cover as direction (1) and pull down as (2)
- Insert a new AAA battery with (-)
- Install battery cover as (3) and turn it firmly as (4)



TONGUE CLEANING INSTRUCTIONS

- Clean the Tongue Cleaner regularly before and after using with warm water.
- Gently place the tongue cleaner in the center of the baby's tongue and set the toothbrush on. With light pressure pull forward and ensure that the child is not projecting any discomfort.
- Place the tongue cleaner at farthest end of tongue and move forward.
- Turn the device off after use.

Gum massager

- Clean the Gum Massager regularly before and after using with warm water.
- Apply light pressure and a circular motion at the gum-line to massage the gums. Repeat from tooth to tooth at the gum-line on the inside and outside of teeth.

Warranty - Terms and conditions

This product benefits of a warranty of 24 months on material and manufacturing defects, starting from the date of purchase (see sales slip).

The warranty of 24 months does not include damages caused by the usual use of parties identified as "consumable" (e.g., batteries, brush heads or parts subject to usury).

The legal guarantee of 24 months is void if:

- 1.The product has undergone aesthetic damage due to improper use not in accordance with instructions in the manual.
- 2.This product has been modified and/or tampered with.
- 3.The cause of the failure was due to poor maintenance of the individual components and/or accessories and/or supplies (e.g. oxidation and/or scaling due to the retention of water or other liquids, sediment blocking the sensor, leak of corrosive liquid from batteries).

The following is excluded from the legal guarantee of 24 months:

1. Costs related to replacements and/or repair of parts subject to wear or costs for ordinary maintenance of the product.
2. The costs and risks involved in transporting the product to and from the store where you purchased or otherwise authorized collection centre to receive the products under warranty.
3. Damage caused by or resulting from improper installation or improper use not in accordance with the directions in the instruction manual.
4. Damage due to natural disasters, accidental events or adverse conditions not compatible with the product.
5. Defects that have a negligible effect on product performance.

The manufacturer, distributor and all the parties involved in the sale do not assume any liability for losses and economic damage from any malfunction of the product. In accordance with current regulations the manufacturer, distributor and all the parties involved in the sale are not responding in any case for damages, including direct, indirect ones, loss of net income, loss of savings and additional damage and other details consequences going beyond the damage caused by the breach of warranty, contract, strict liability, wrongdoing or due to other causes, resulting from the use or inability to use the product and/or paper and electronic documents, including the lack of service.

For further information on the help service visit the website www.nuvitababy.com