


# CR-02BD






## Main features

- Standard of cards and key fobs used: UKEY (EM-Marlin / MIFARE® / NFC / Bluetooth).
- Integration with ACS: WIEGAND-26, 32, 34, 37, 40, 42, 56, 58, 64 bit output.
- Protection class: IP65.
- IK-Code: IK07.
- Working temperature: -40 — +65 °C.
- Power consumption: 6,5 W, in standby — 2,5 W.
- Power supply: +12 V DC, PoE 802.3af.
- Number of admin cards: 1.
- Number of identifiers: 10 000.
- Body: Metal alloy with a high level of anti-vandalism and corrosion resistance (on the front panel there is a glass decorative overlay).
- Colors: Black, Gold, Silver.
- Dimensions for installation: 94 × 151 × 45 mm.
- Size of the panel: 99 × 159 × 48 mm.
- Installation: Flush, surface with BR-AV2.

## READER WITH CONTROLLER

# CR-02BD



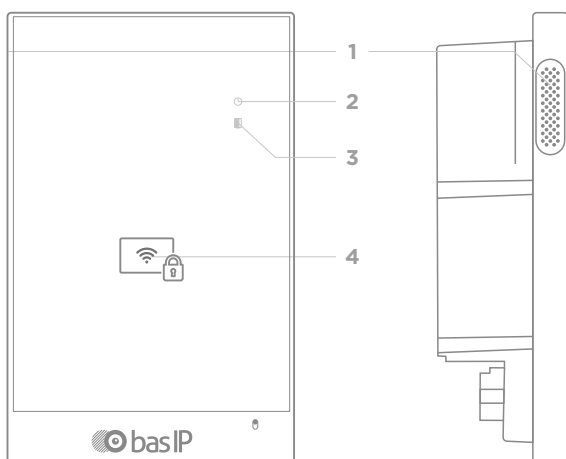
Full User Manual  
[wiki.bas-ip.com](http://wiki.bas-ip.com)

### Device description

External contactless card and key fob reader with built-in controller and UKEY technology support: Mifare® Plus and Mifare® Classic, Bluetooth, NFC card, key fob, and mobile ID reader.

Using an external network proximity card reader BAS-IP CR-02BD, you can read contactless cards, key fobs, as well as mobile identifiers from mobile devices and open the connected lock.

### Appearance



1 - Loudspeaker.  
2 - Power indicator.

3 - Opens door indicator.  
4 - Card reader.

## Completeness check of the product

Before installation of the reader, it is necessary to check that it is complete and all components are available.

### Reader kit includes:

Reader	1 pc
Flush mounting bracket	1 pc
Manual	1 pc
Set of wires with connectors for connection of power supply, lock, and additional modules	1 pc
A set of plugs for connections	1 pc
Set of set screws with a wrench	1 pc

## Electrical connection

After verifying the device's completeness, you can switch to the reader connection.

### For connection you will need:

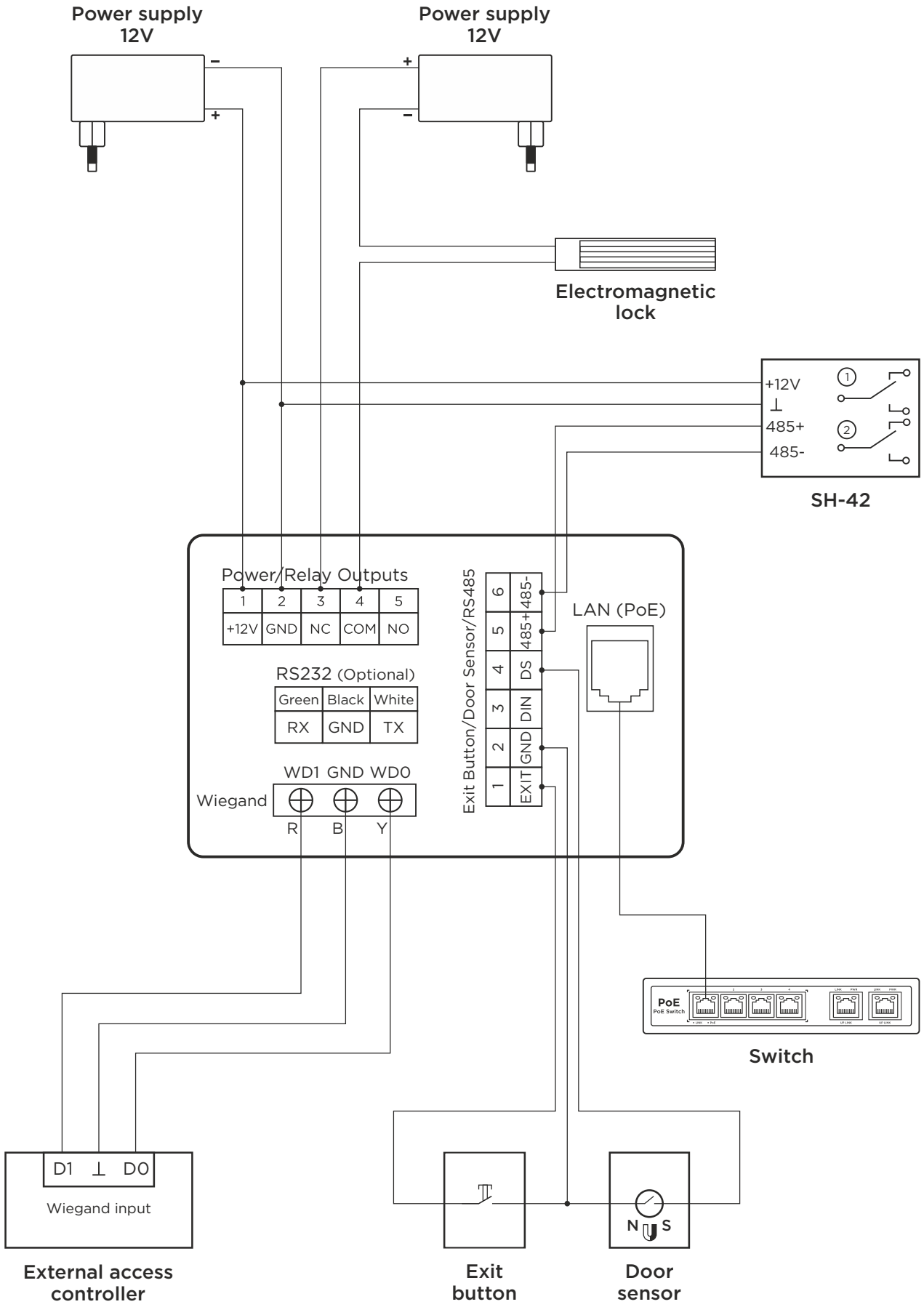
- An Ethernet UTP CAT5 or higher cable connected to a network switch / router.

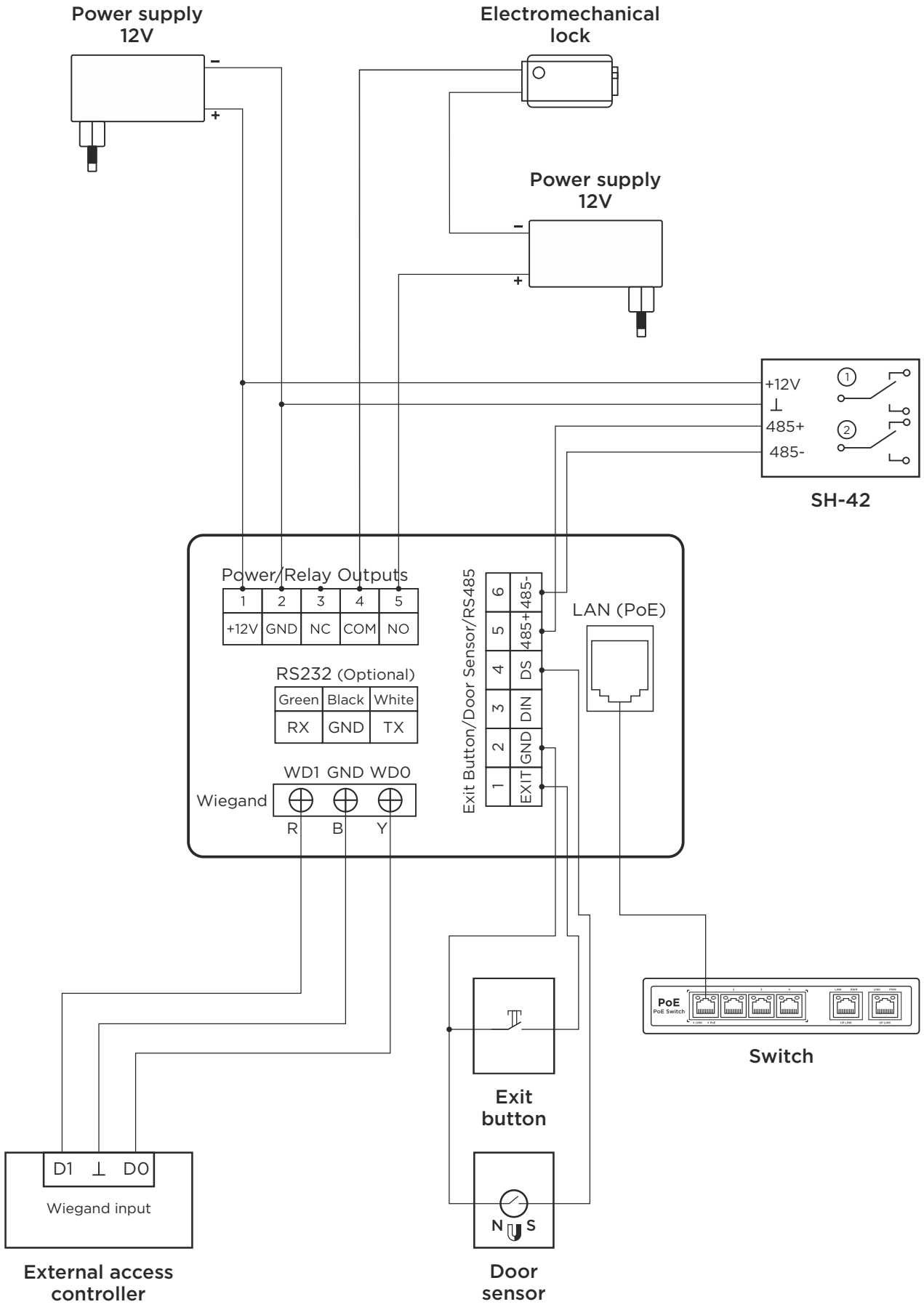
#### Cable length recommendations

The maximum length of the UTP CAT5 cable segment should not exceed 100 meters, according to the IEEE 802.3 standard.

- Power supply at +12 V, 2 amps, if there is no PoE.
- Wires must be brought for the connection of the lock, exit button and additional modules (optional).

You can connect any type of electromechanical or electromagnetic lock for which the switched current does not exceed 5 Amps.



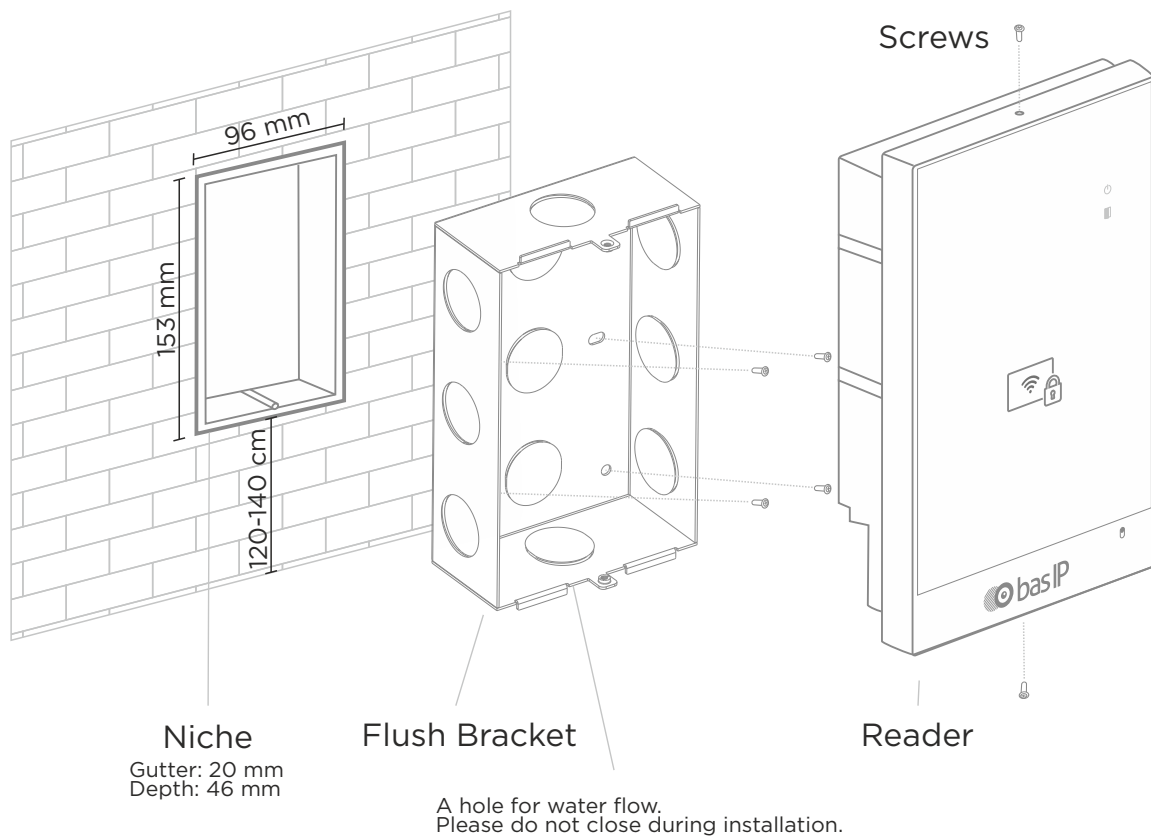


## Mechanical mounting

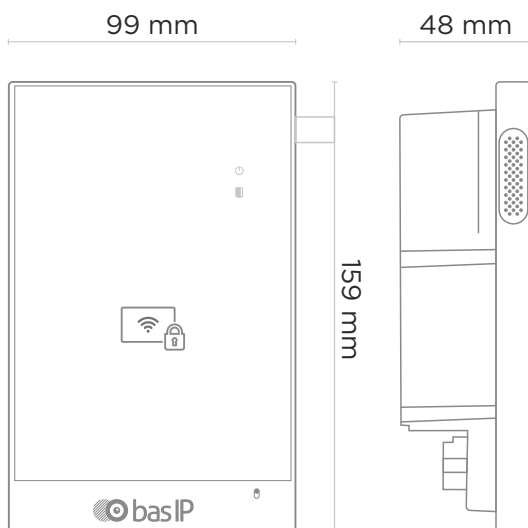
Before mounting the reader, a hole or recess in the wall with dimensions of 96 × 153 × 46 mm (for flush mounting) must be provided.

It is also necessary to provide supply of a power cable, additional modules and the local network.

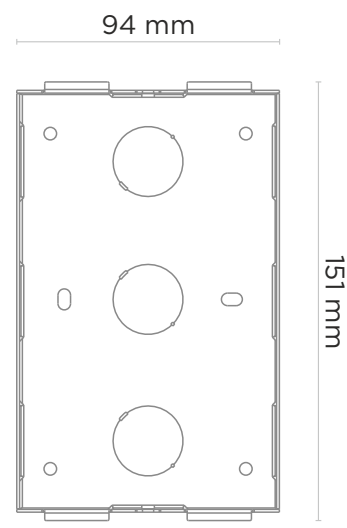
**Attention:** the hole at the bottom is designed to drain the water. Do not intentionally close it. Also it is necessary to make a drain for water at the bottom of the niche which will serve to divert water out.



### Reader



### Flush Bracket



## Warranty

The warranty card number \_\_\_\_\_

Model name \_\_\_\_\_

Serial number \_\_\_\_\_

Seller name \_\_\_\_\_

With following stated terms of warranty is familiar, functional test was performed in my presence:

Customer signature \_\_\_\_\_

## Warranty conditions

**The warranty period of the product — 36 (thirty-six) months from the date of sale.**

- Transportation of product must be in its original packaging or supplied one by the seller.
- The product is accepted in warranty repair only with a properly filled warranty card and the presence of intact stickers or labels.
- The product is accepted for examination in accordance with the cases provided by law, only in the original packaging, in a full complete set, appearance corresponding to the new equipment and presence of all relevant properly filled documents.
- This warranty is in addition to the constitutional and other consumer rights and in no way restrict them.

## Terms of warranty

- The warranty card must indicate the name of the model, serial number, purchase date, name of the seller, seller company stamp and the customer's signature.
- Delivery to the warranty repair is carried out by the buyer himself.
- Warranty repairs carried out only during the warranty period specified in the warranty card.
- The service center is committed to do everything possible to carry out the repair warranty products, up to 24 working days. The period spent on the restoration of product functionality is added to the warranty period.





[www.bas-ip.com](http://www.bas-ip.com)