


QUICKSTART GUIDE

AA-14FB ENTRANCE PANEL

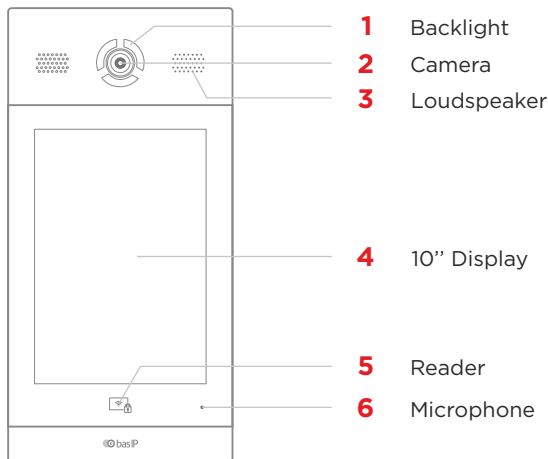


Full User Manual

Multi-apartment entrance panel with 10" TFT screen with backlight and heated, with face recognition and support for mobile access

BAS-IP UKEY.

The panel has a unique feature – face recognition. This identifying technology is integrated into the BAS-IP panels and uses the camera of the outdoor panel and infrared sensors for its operation.



MAIN AND PINCODE SCREENS

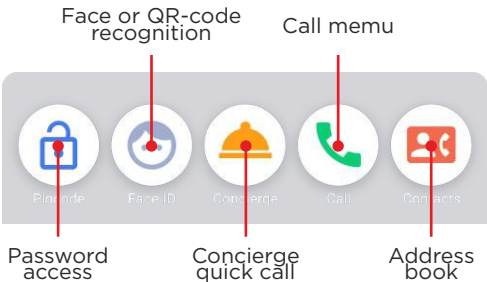


MAIN SCREEN

On the main screen, you can find: address of your building, date and time, weather information, custom notifications with important information.


Messages are created in the corresponding tab of the web interface.

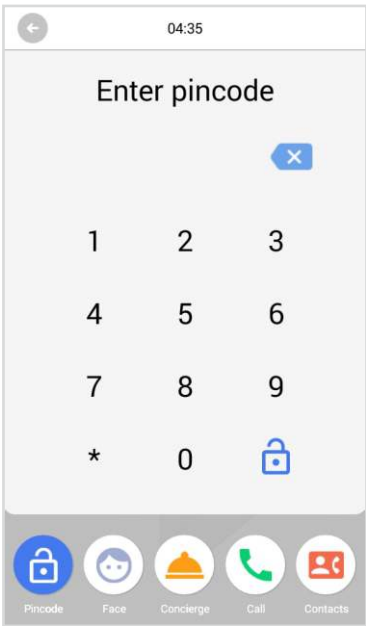
ICONS




PINCODE SCREEN

Pincode menu, which is used to enter an access code and password to open the monitor settings menu.

Press  after entering the code to confirm it.

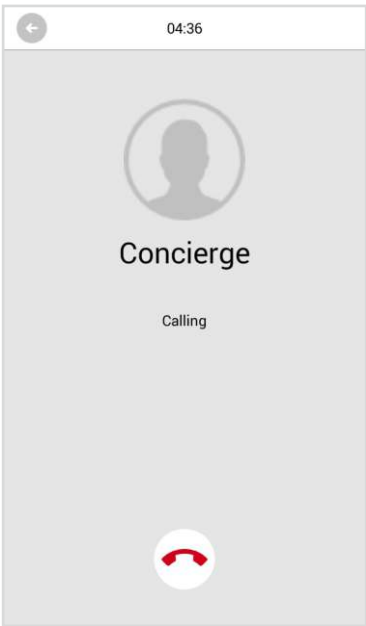


RECOGNITION AND CONCIERGE SCREENS



RECOGNITION SCREEN

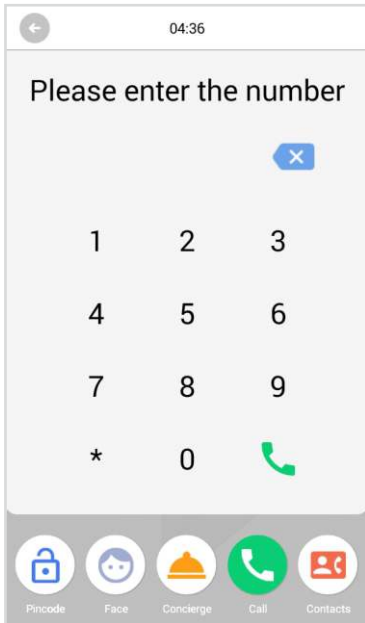
In this menu you can find face and/or QR code recognition.



CONCIERGE SCREEN

Concierge call menu

CALL AND CONTACTS SCREENS




CALL SCREEN

To call the necessary apartment, visitors must enter from 4 to 10 digits, depending on the current panel mode.

WALL MODE is required to enter **Building No. • Unit No. • Floor No. • Apartment No.** to call the necessary monitor.

For example, **0010-01-0001**.


After entering each value, it is required to press  to confirm the data.

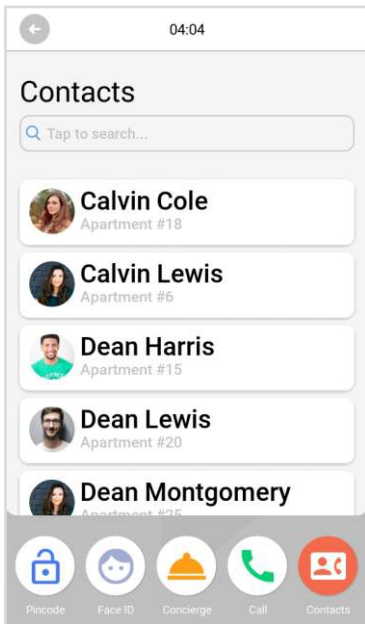
UNIT MODE is required to enter

Floor No. • Apartment No.

to call the necessary monitor.

For example, **0001**.

After entering each value, it is required to press  to confirm the data.



CONTACTS SCREEN

Address book of apartments (contacts) to search and call an apartment if the monitor logical address is unknown.

Address book display can be enabled/disabled in the panel web interface. The book is opened by pressing the corresponding button, and the call is made by pressing the required name.

The list can be searched by First Name, Last Name, and apartment number.

To exit to the main screen press other icons or it will be done automatically, after 30 seconds of inactivity.