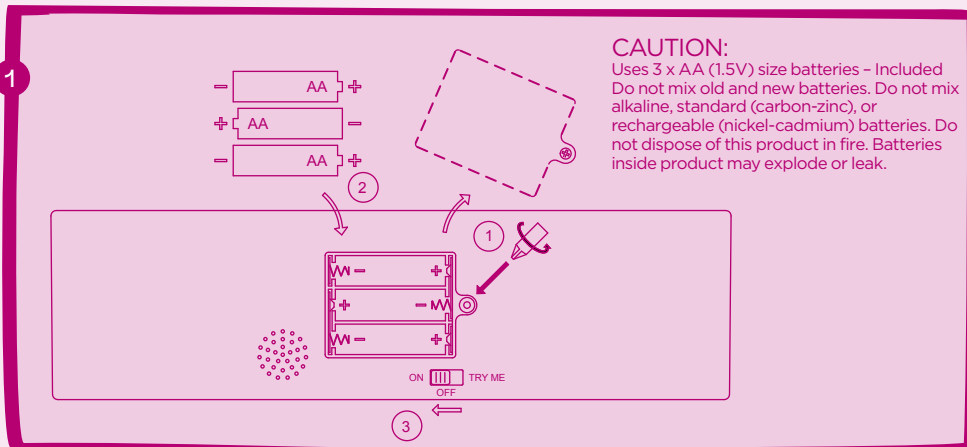


# Holiday Celebration Set

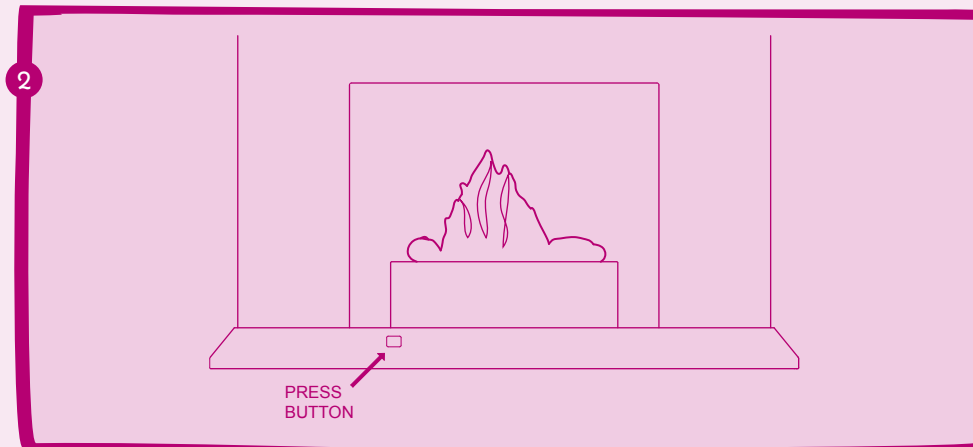


age  
3+

## Instructions for fireplace

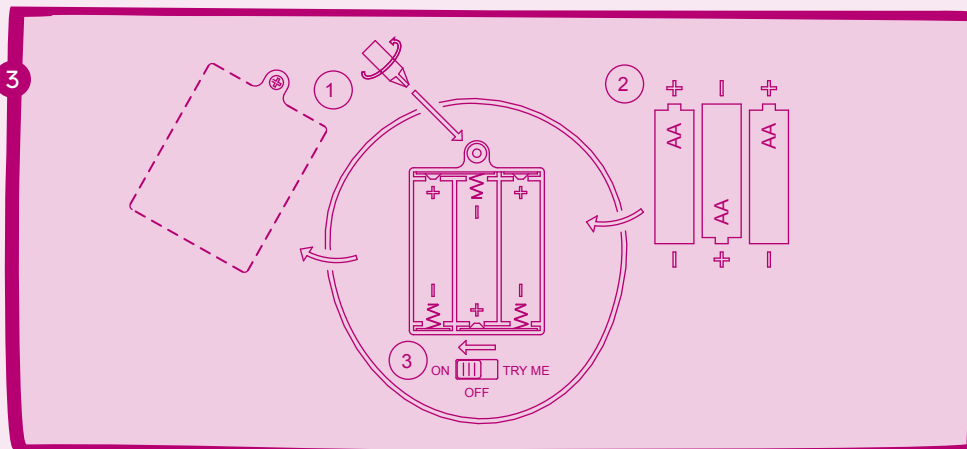


- 1) Open the battery cover with a screwdriver. (Phillips screwdriver not included)
- 2) Install 3 x AA batteries and follow the polarity.
- 3) Slide the switch to ON position.

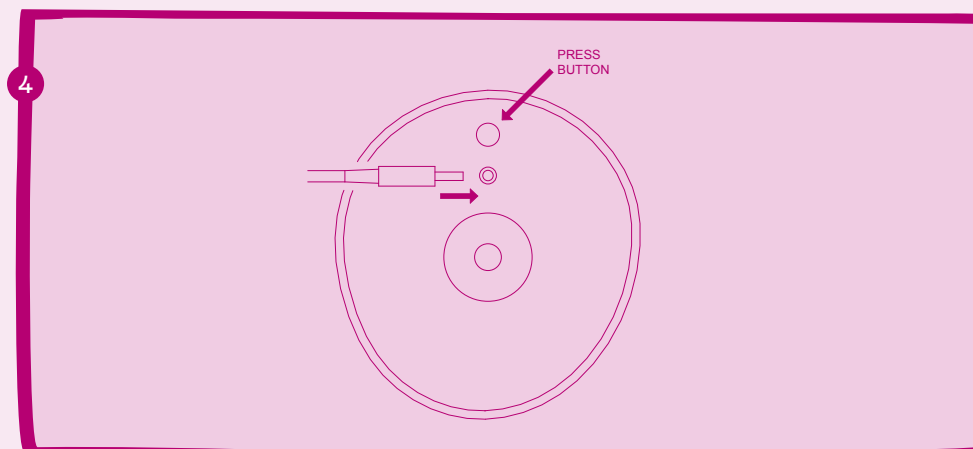


Press button to turn on fireplace.

## Instructions for string of lights



- 1) Open the battery cover with a screwdriver. (Phillips screwdriver not included)
- 2) Install 3 x AA batteries and follow the polarity.
- 3) Slide the switch to ON position.



Plug the string of lights to the tree base and press button to activate.

This device complies with Part 15 of the FCC Rules. Operation is subject to the following two conditions: (1) this device may not cause harmful interference, and (2) this device must accept any interference received, including interference that may cause undesired operation. Caution: changes or modifications not expressly approved by the party responsible for compliance could void the user's authority to operate the equipment.

NOTE: This equipment has been tested and found to comply with the limits for a Class B digital device, pursuant to Part 15 of the FCC Rules. These limits are designed to provide reasonable protection against harmful interference in a residential installation. This equipment generates, uses and can radiate radio frequency energy and, if not installed and used in accordance with the instructions, may cause harmful interference to radio communications. However, there is no guarantee that interference will not occur in a particular installation. If this equipment does cause harmful interference to radio or television reception, which can be determined by turning the equipment off and on, the user is encouraged to try to correct the interference by one or more of the following measures:

- Reorient or relocate the receiving antenna.
- Increase the separation between the equipment and receiver.
- Connect the equipment into an outlet on a circuit different from that to which the receiver is connected.
- Consult the dealer or an experienced radio/TV technician for help.

 **WARNING:**  
**CHOKING HAZARD** - Small parts.  
Not for children under 3 years.

our  
generation

BD37362