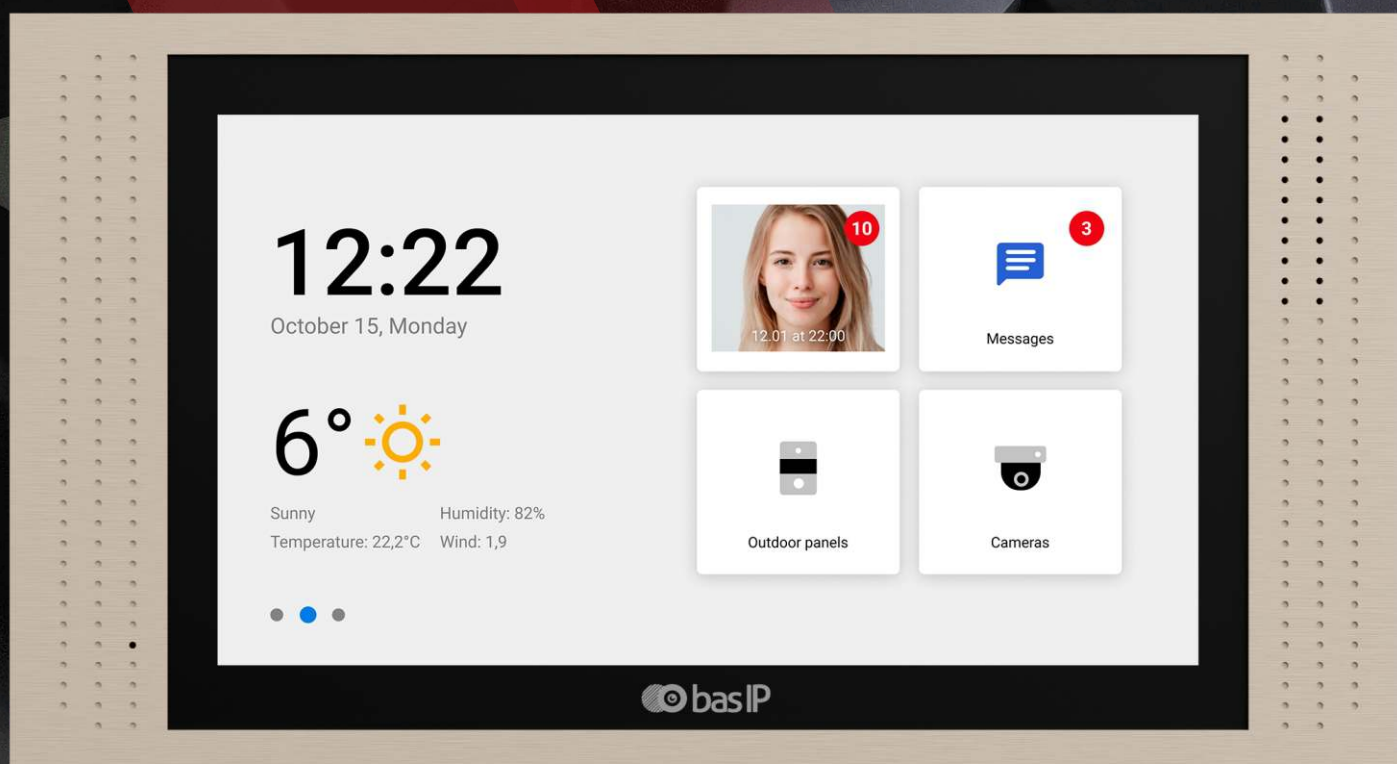
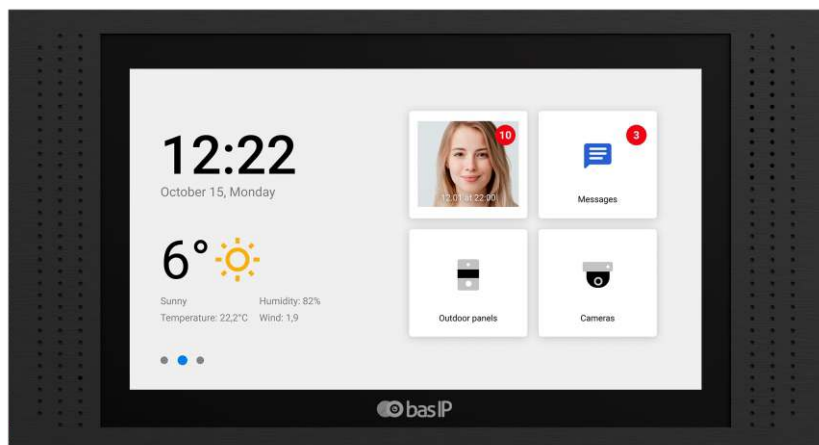


AT-07L





Main features

- Display: 7" IPS LCD, capacitive touchscreen.
- Screen resolution: 1024 x 600.
- Built-in camera: No.
- Power: PoE and + 12 Volts.
- Power consumption: 6 W, standby 2.5 W.
- Dimensions: 236 x 128 x 26,5 mm.
- Colors: Black, White, Gold.
- Body: Aluminum.
- Installation Type: Wall mount, flush mount with a special bracket.

IP INDOOR VIDEO ENTRY PHONE

AT-07L



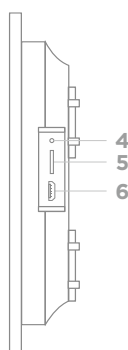
Full User Manual
wiki.bas-ip.com

Device description

7" IP indoor video entry phone with IPS screen, resolution 1024x600 and the ability to connect alarm sensors and with connecting the doorbell.

The indoor video entry phone works on the Android 6.0 operating system. It comes in 3 color variations: White, Gold, Black and has two installation options: wall mount and flush mount, using a special bracket.

Appearance



- | | |
|------------------|---------------------|
| 1 - Loudspeaker. | 4 - Service button. |
| 2 - Screen. | 5 - MicroSD slot. |
| 3 - Microphone. | 6 - MicroUSB port. |

Completeness check of the product

Before installing the monitor, be sure to check that it is complete and all components are available.

The monitor kit includes:

Monitor	1 pc
Wall / flush mounting bracket	1 pc / 1 pc
Manual	1 pc
Set of wires with connectors for connection of alarm loops, doorbell and home automation	1 pc
Resistors for alarm loops	8 pcs
Installation screws	2 pcs

Electrical connection

After verifying the device's completeness, you can switch to the monitor connection.

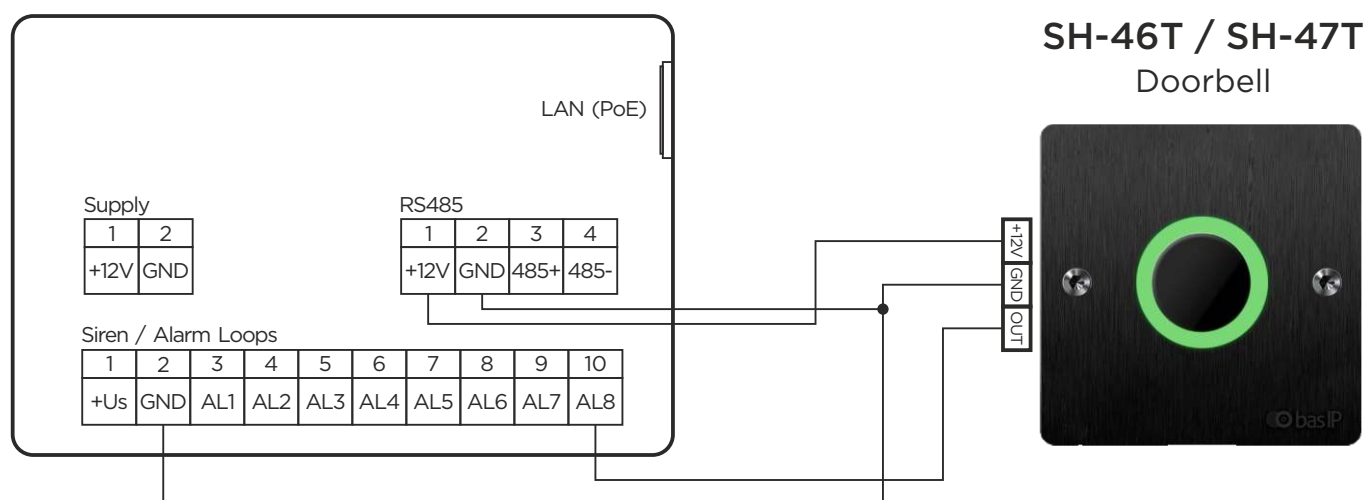
To connect monitor you will need:

- An Ethernet UTP CAT5 or higher cable connected to a PoE switch or to a normal switch/router.

Cable length recommendations

The maximum length of the UTP CAT5 cable segment should not exceed 100 meters, according to the IEEE 802.3 standard.

- Power supply at +12 Volts DC if there isn't PoE.
- Wires must be brought for the connection of alarm loops and home automation (optional).



The connection scheme of all components

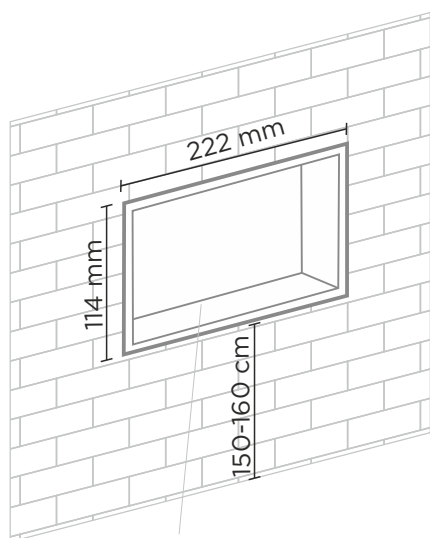
Mechanical mounting

Before mounting the monitor, a hole or recess in the wall with dimensions of 222 x 114 x 60 mm (for flush mounting) must be provided. It is necessary for switching of wires and installation of the monitor.

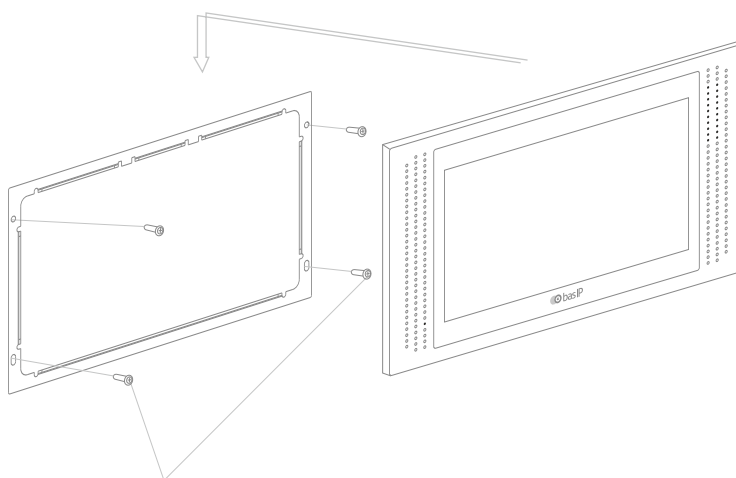
Attach the bracket in the outlet box using set screws and a phillips head screwdriver.

Installation of the monitor on the bracket is done from top to bottom.

Flush mounting



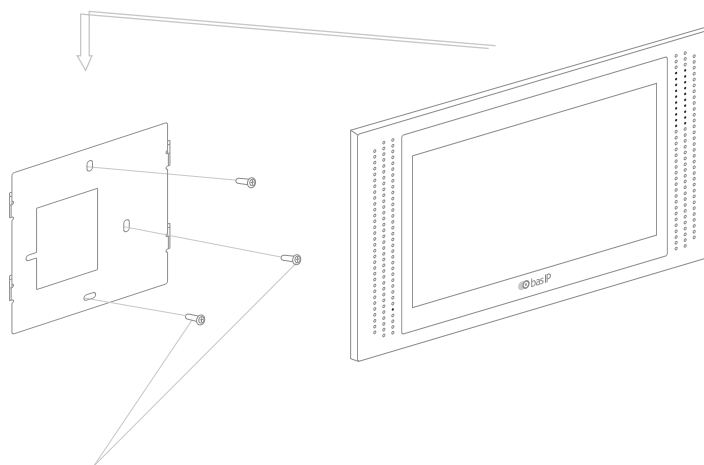

Mounting box



Screws

Monitor

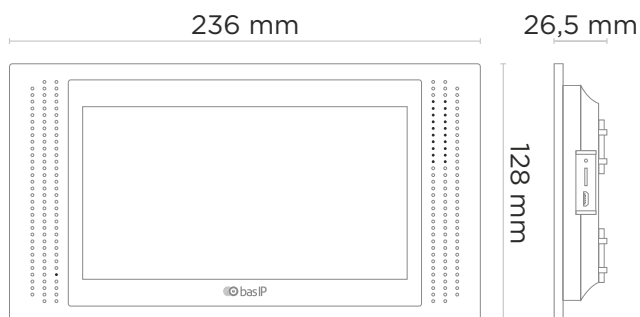
Surface mounting



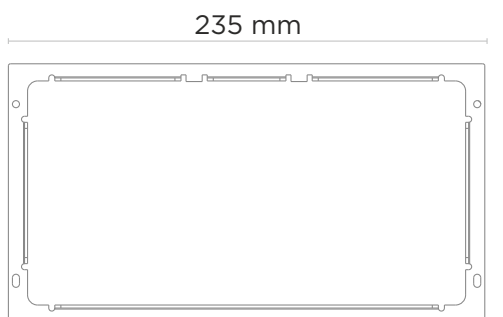
Screws

Monitor

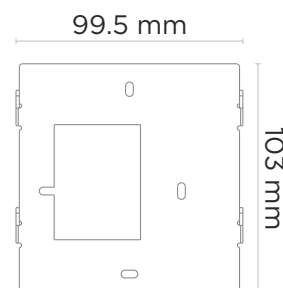
Monitor



Flush bracket



Surface bracket



Warranty

The warranty card number

Model name

Serial number

Seller name

With following stated terms of warranty is familiar, functional test was performed in my presence:

Customer signature

Warranty conditions

The warranty period of the product — 36 (thirty-six) months from the date of sale.

- Transportation of product must be in its original packaging or supplied one by the seller.
- The product is accepted in warranty repair only with a properly filled warranty card and the presence of intact stickers or labels.
- The product is accepted for examination in accordance with the cases provided by law, only in the original packaging, in a full complete set, appearance corresponding to the new equipment and presence of all relevant properly filled documents.
- This warranty is in addition to the constitutional and other consumer rights and in no way restrict them.

Terms of warranty

- The warranty card must indicate the name of the model, serial number, purchase date, name of the seller, seller company stamp and the customer's signature.
- Delivery to the warranty repair is carried out by the buyer himself.
- Warranty repairs carried out only during the warranty period specified in the warranty card.
- The service center is committed to do everything possible to carry out the repair warranty products, up to 24 working days. The period spent on the restoration of product functionality is added to the warranty period.

Notes

EAN: 5060514913574 (GOLD)



Notes



www.bas-ip.com